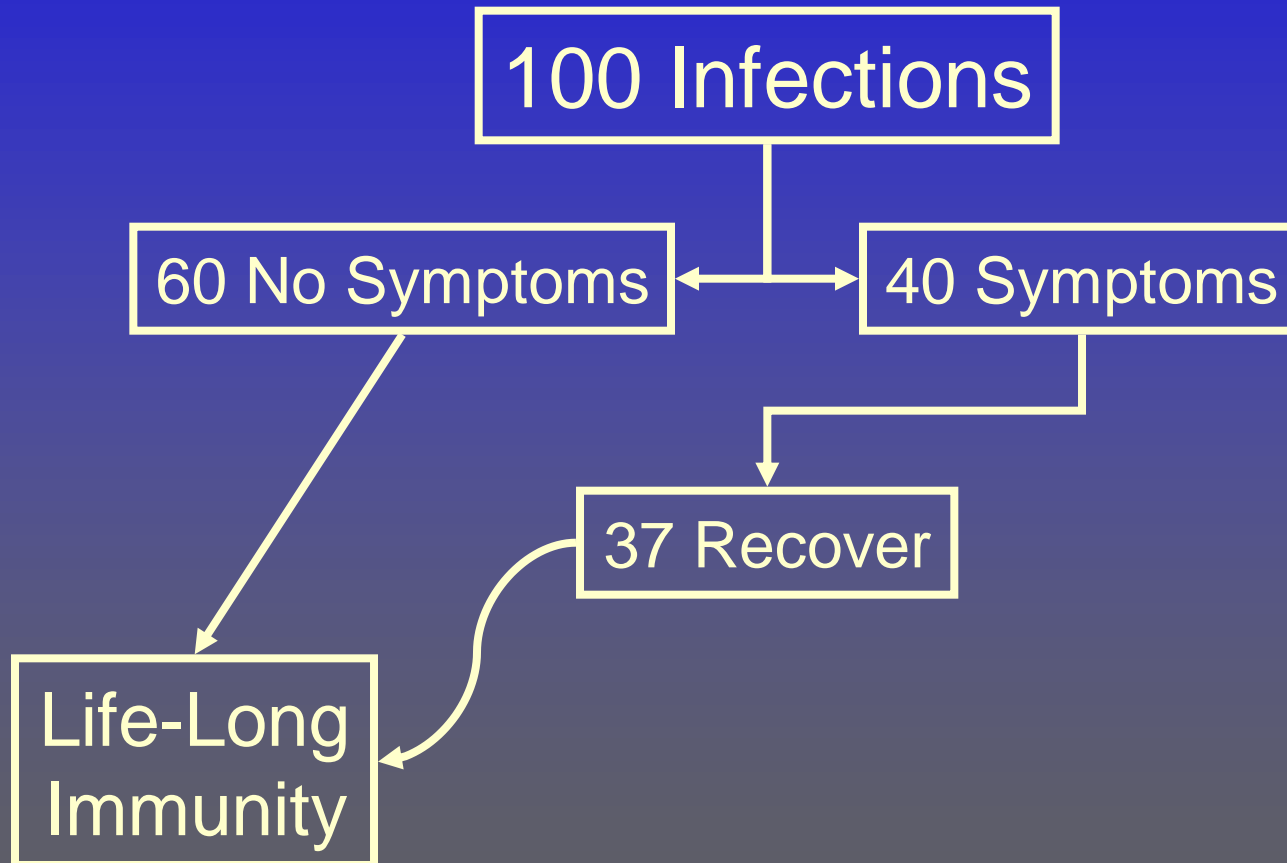


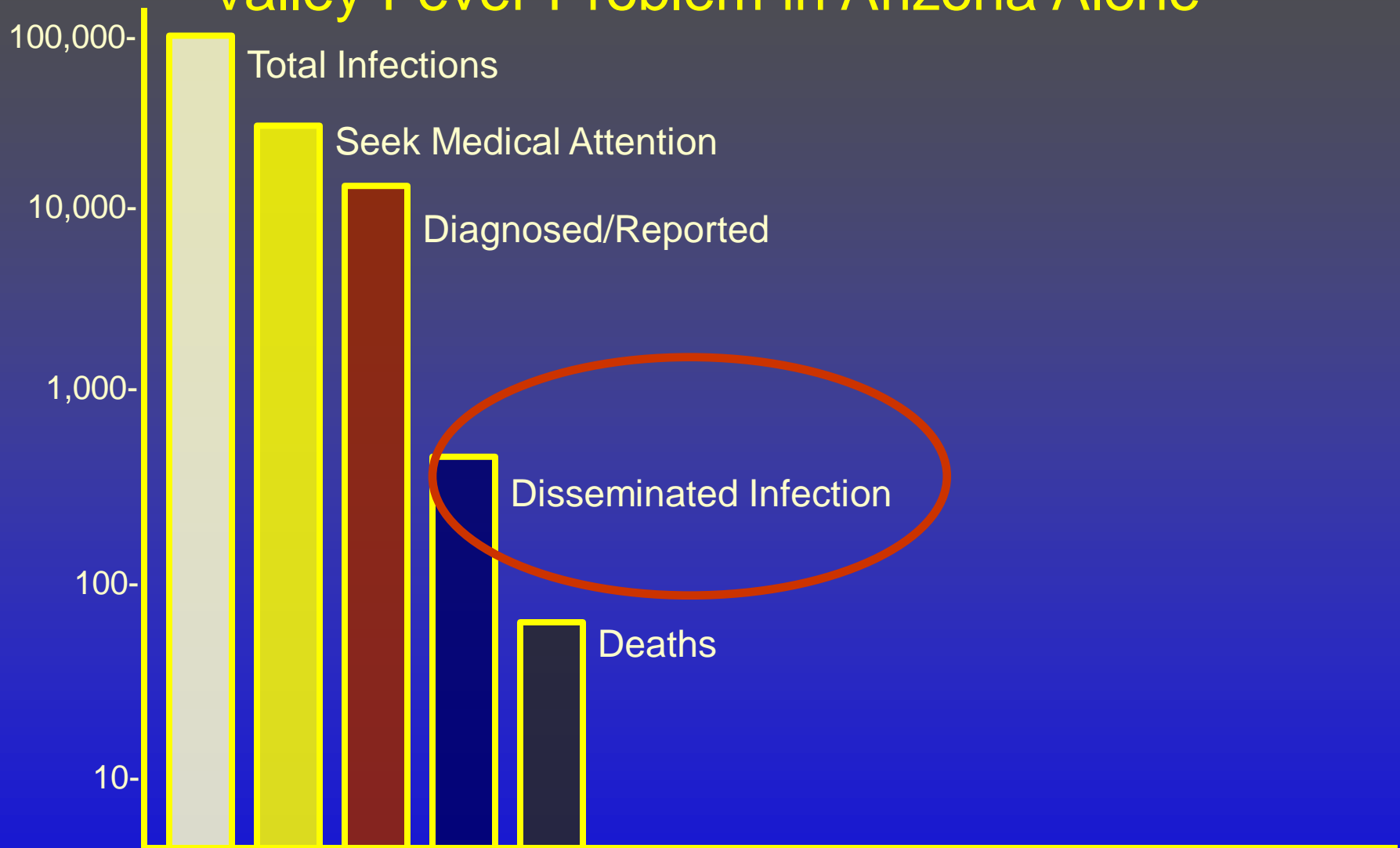
Precision Health in Valley Fever Does Ancestry Matter?

John N Galgiani MD
Valley Fever Center for Excellence
University of Arizona

Coccidioidomycosis Spectrum of Disease



Valley Fever Problem in Arizona Alone



Complications from Coccidioidomycosis

Pulmonary

- Diffuse acute pneumonia
 - ARDS
- Peripneumonic effusion
- Nodules
- Cavities
 - Hemoptysis
 - Rupture
- Chronic fibro-cavitary pneumonia

Disseminated Infection

- Skin
- Subcutaneous abscesses
- Arthritis
- Osteomyelitis
- Meningitis

Possible Reasons for Complication in Valley Fever

- Infection from lots of fungal spores
 - Archeology dig exposures are hi-inoculum
 - more likely pneumonia but no more likely to have complications
- Some strains more virulent than others?
 - No evidence for this
- Some people are different from others
 - All evidence points to this

Risk Factors for Coccidioidal Complications

Pulmonary

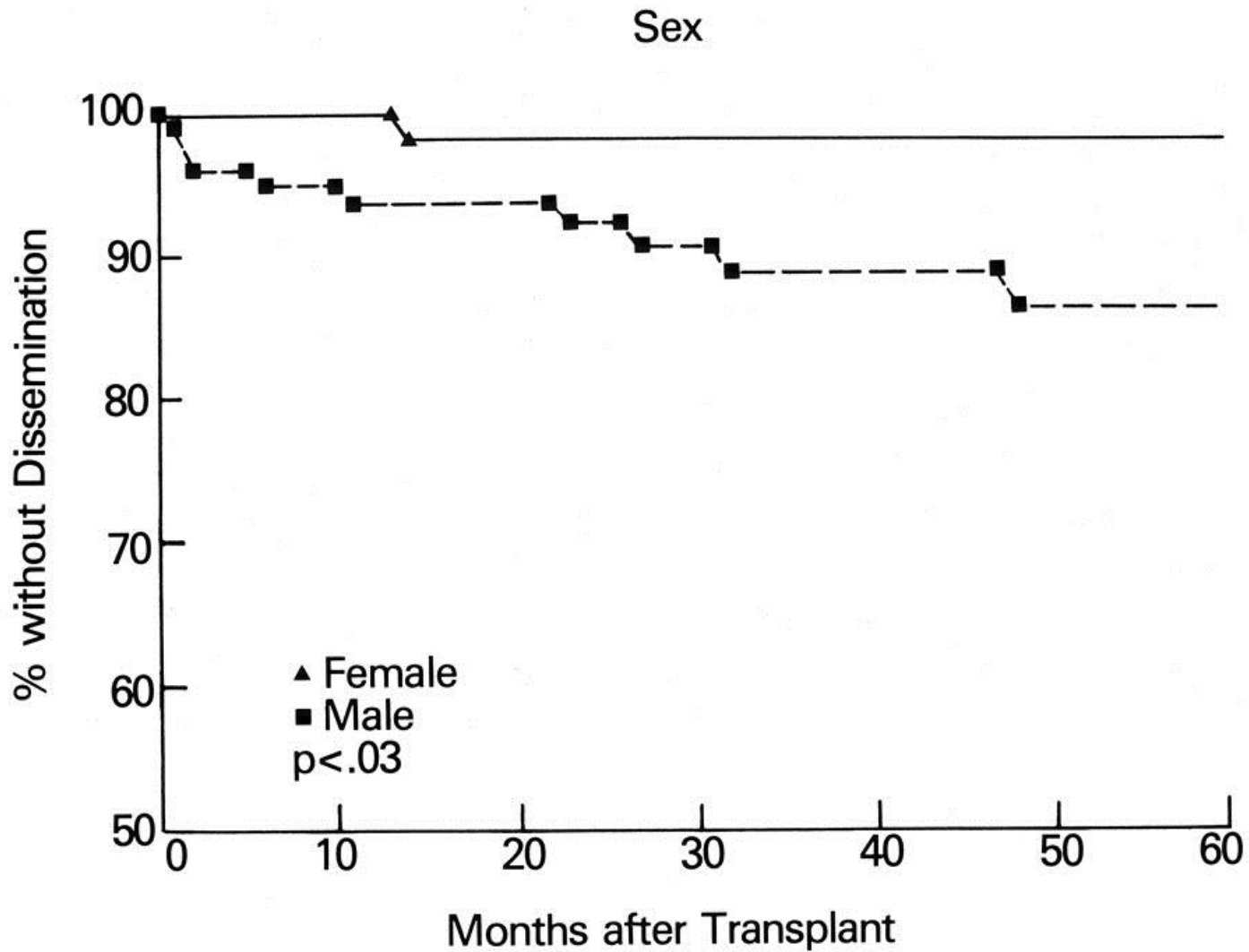
- Diabetes mellitus
- Cardio-pulmonary or other co-morbidities. (Evidence: “common sense”).

Disseminated Infection

- Deficient cellular immunity
- Males > Females
- Racial background
 - African-American
 - Filipino
- Adults > Children
- Pregnancy

Coccidioidomycosis in Renal Transplantation 1970-1979: 18/260 (6.9%)

	<u>Kidney Recipients</u>	<u>Tucson Population</u>
Incidence/yr	3%	1%
Dissemin.	75%	<1%
Mortality	65%	<1%



IM Cohen et al, 1982

Mycoses Study Group

Treatment of Disseminated VF

Publication Date	Antifungals Studied	% Male (n)
1988	Ketoconazole	76% (85)
1990	Itraconazole (Dissem.)	81% (21)
1993	Fluconazole (CNS)	82% (50)
2000	Fluconazole	73% (191)
2007	Posaconazole	65% (20)

Impact of Disseminated Coccidioidomycosis in Arizona, 2007-2008

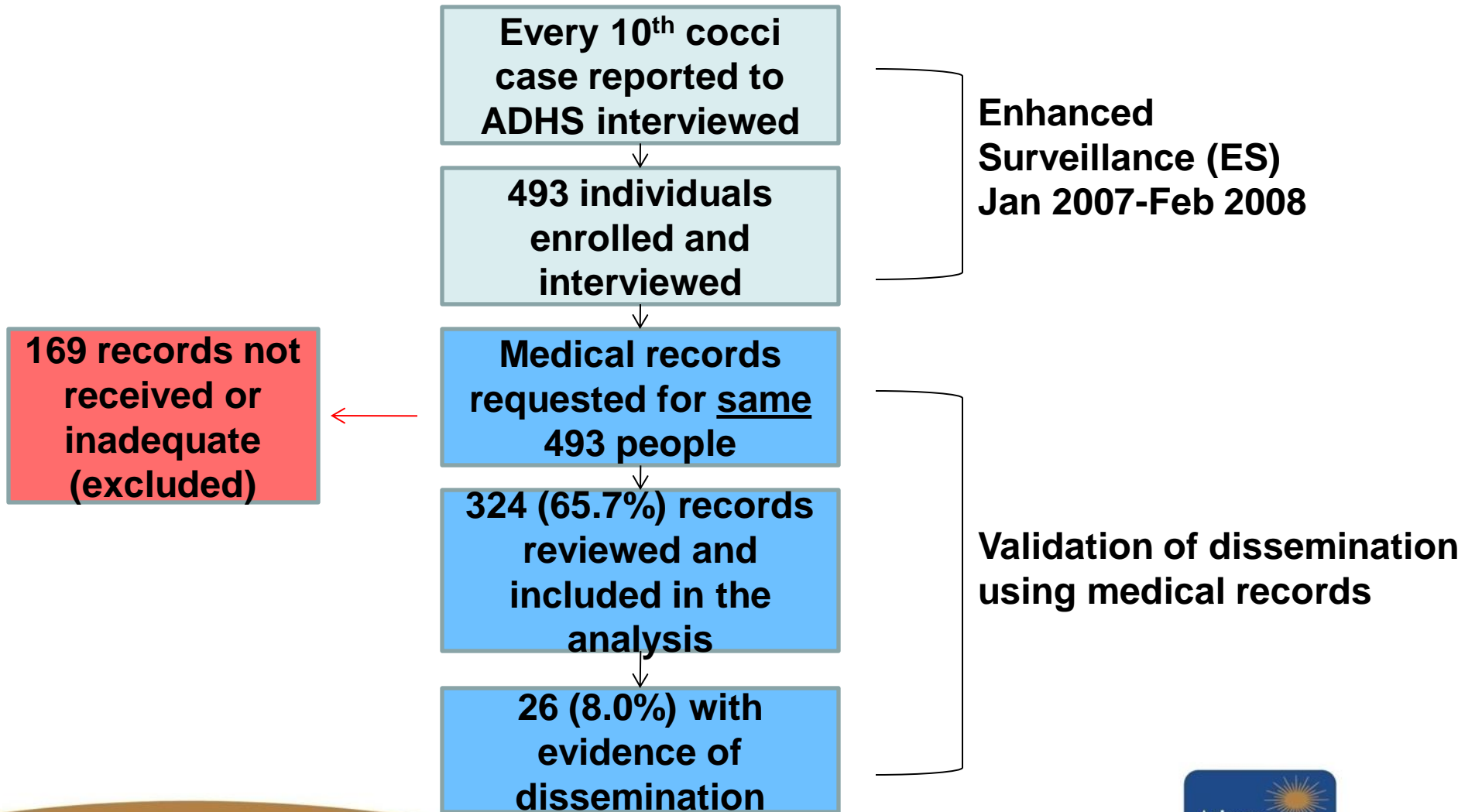
**Coccidioidomycosis Study Group 55th
Annual Meeting April 2, 2011**

Foley CG, Tsang CA, Christ C, Anderson SM

Leadership for a Healthy Arizona



Overview of Methodology



Demographics

Characteristic	Disseminated 26 (8%)	Non-Disseminated 298 (92%)	p value
Mean Age	49.4 yrs	52.5 yrs	0.44
Male (n=167)	18 (11%)	149 (89%)	0.06
Female (n=157)	8 (5%)	149 (95%)	
White (n=257)	16 (6%)	241 (94%)	
Black (n=20)	5 (25%)	15 (75%)	0.02
Asian (n=12)	0 (0%)	12 (100%)	0.61
Native Am. (n=6)	1 (17%)	5 (83%)	0.40

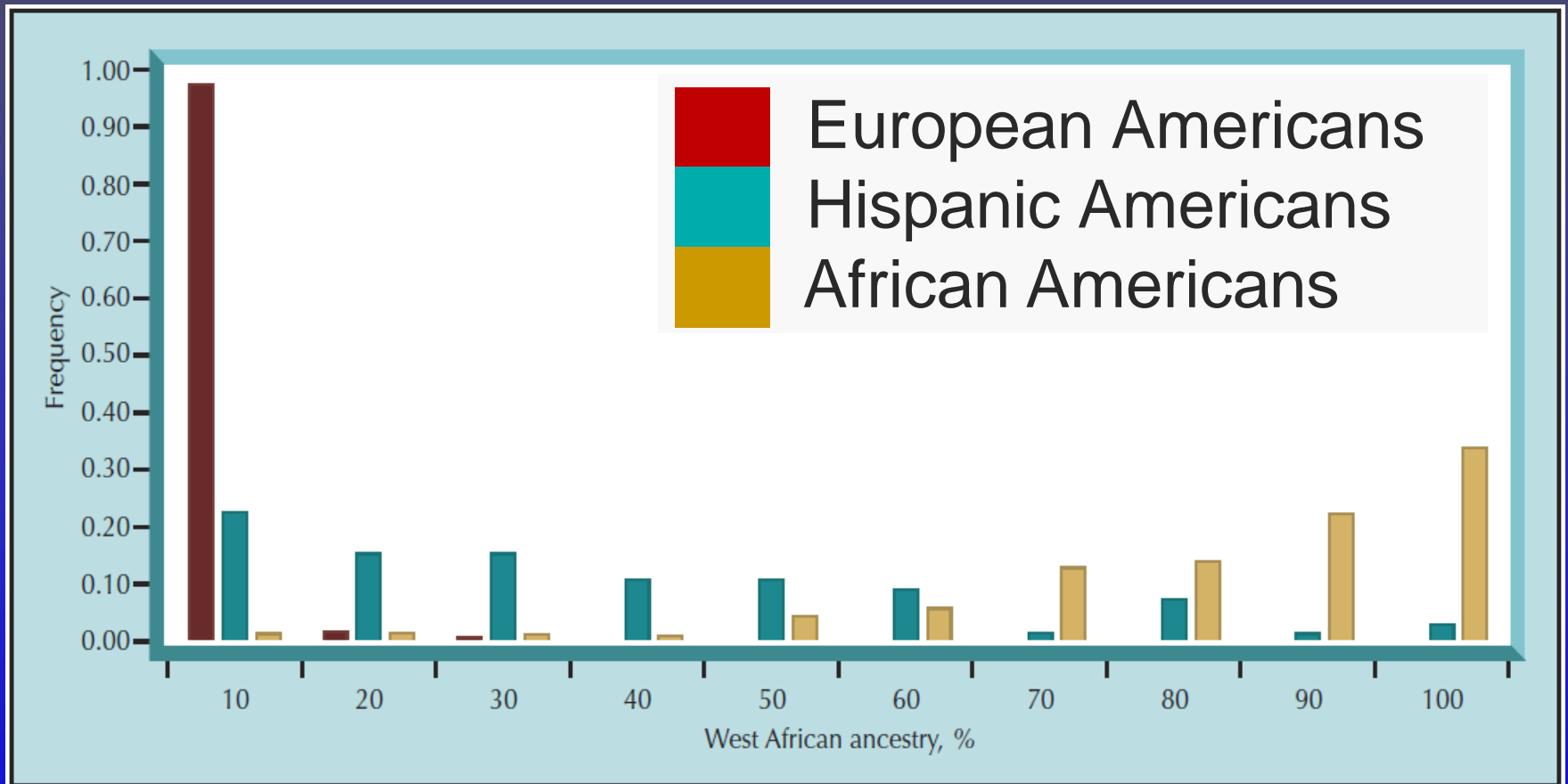
Risk of disseminated Valley Fever in African-Americans as compared to Caucasians.

Report	Year	Study type	Fold increased risk
Smith et al	1946	Retrospective	+14.0
Flynn et al	1979	Outbreak, retrospect.	+9.5
Pappagianis	1988	Outbreak, retrospect.	+9.1
Rosenstein et al	2001	Retrospective	+ 7.0
Crum et al	2004	Retrospective	+41.9
Drake et al	2009	Retrospective	+11.0
Foley et al	2011	Prospective	+4.0

Relation of Race/Ethnicity and Genetics?

- Self-Identified Race/Ethnicity is just that:
 - Social/Cultural affinity and identification.
 - Genetically in the U.S. this is nearly always an **admixture** of various ancestries.
- Approximately 95% of the human genome DNA sequence is not related to any particular ancestral origin.
- However, the remaining 5% is.

% of Genes of West African Ancestry In 3 Self-Identified U.S. Populations



Torres and Kittles, 2007

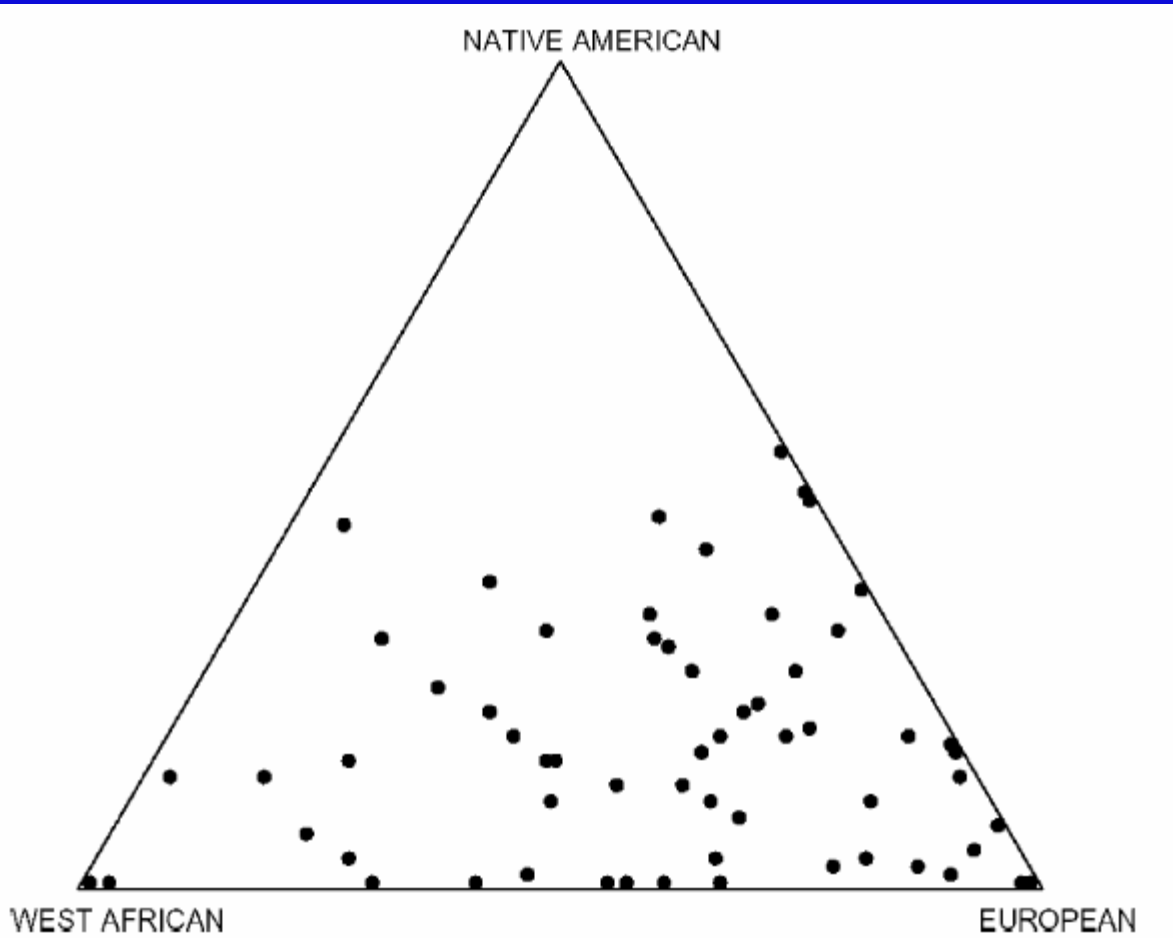


Fig. 1 Triangle plot showing the distribution of individual admixture estimates obtained by using a maximum likelihood approach in the population of Puerto Rico. Each of the three founder populations constitutes a *vertex* of the triangle. Each *circle* represents an individual and its position in the graph depends on the ancestry proportions of the subject

Two Genetic Studies Now Open

NIH Study (Dr. S Holland)

- Any person with disseminated Valley Fever and normal immunity.
- UA is enrolling for this study; involves collecting a blood specimen.
- Some subjects could be seen at the NIH Clinical Center in Bethesda.

Valley Fever Center Study

- Any person self-identified as African American with normal immunity.
- Involves collecting saliva for DNA and optionally a blood specimen.
- All studies will be conducted in Arizona.

Thank-you

Valley Fever Center for Excellence



College of Medicine

